




Stainless Steel Saddle Rigs


An extensive line of saddle rigging is offered from Kaspar Wire Works to meet your needs.



D-35 3 1/2" **D-30** 3" **D-25** 2 1/2" **D-20** 2" **D-15** 1 1/2" **D-10** 1"




K-999
1 3/4" HEAVY DUTY Roller



L-10 1" **L-7** 3/4" **L-6** 5/8" **L-5** 1/2"




SD-10 1" Dee **SD-7** 3/4" Dee **SD-6** 5/8" Dee **SD5** 1/2" Dee




D-55 3 1/2" HEAVY DUTY **D-50** 3"



B-175 1 3/4" **B-100** 1" **B-75** 3/4" **B-63** 5/8" **B-50** 1/2"



O-15 3" **O-10** 2 1/2" **O-5** 2"



C-60 3"



DOUBLE C

Minimum Orders of 6 F.O. B. Shiner, Texas
P.O. Box 667 Hwy 95N Shiner, Texas 77984 FAX 361-594-3311 www.kwire.com email - kwire@kwire.com